

Angel Giraldez

# MASTERCCLASS



GIRALDEZ



# How to paint a **BLUE** skin


Not every miniature we paint are human beings, and there are a full range of skin colors.

In this **MASTERCLASS** I will show you how to paint a blue skin, using the new Game Color range by Vallejo.

Don't wait any longer and, **LET'S START PAINTING!**

## NOTE:

*To highlight cold colors, using colors that contain white is necessary.*





# 1.

As always, I start airbrushing 3 thin layers of Vallejos's Black Ref. 74.602.

I do use the Airbrush Infinity CR PLUS - Needle 0,4mm Pressure 1.8 Bar.



# 2.

I airbrush the base color of the skin with Vallejos's Evil Red Ref.72.112.

At this step, I am adding a soft reddish color to the shadows.

You can do it by brush, but by airbrush it is faster.





### 3.


The first color I will use as base color is Imperial Vallejo's Blue Ref. 72.020.

Applying thin layers is crucial, as well as adding less paint to deeper areas. Notice that I added more layers of paint on the stomach, chest and legs.

### 4.

Next, we will apply lights. I add a little Vallejo's Magic Blue Ref. 72.021 to the previous color.

Reducing the highlighted areas is crucial as you highlight.







# 5.

For the next highlight, I will use Vallejo's Sunrise Blue Ref. 72.118.

This color contains more white, for this reason, you should be careful when using it, if you apply too much, the skin will look so whitish.





# 6.

Now, we will add a warm touch. I will use Vallejo's Pale Flesh Ref. 72.003. I apply it to the knees, fingers of the hands, and a soft touch to the chest and upper part of the belly.



# 7.

Finally, we will smooth the skin (by transitions).

I do use the airbrush to blend the final highlights and mid tones. You can do it by brush, but it will take longer.

## TRICK:

*To smooth the transitions by airbrush, you should dilute the paint a bit more (2 drops of paint per 6 of water, more or less)*







8.

Final result.









**GIRALDEZ**



**#PaintBIG** 





COMING SOON ON  
KICKSTARTER



# DESK LAMP FOR MINIATURE PAINTING



[www.redgrassgames.com](http://www.redgrassgames.com)

**HARDER & STEENBECK**  
[www.harder-airbrush.es](http://www.harder-airbrush.es)



**(infinity) CR<sup>plus</sup>**  
**GIRALDEZ**

 #Sponsors



WWW . **GOBLINTRADER** . ES / GB

# GOBLINTRADER

**BOARDGAMES - WARGAMES - RPG - PAINTING  
HOBBY - MERCHANDISING - 3D PRINTING**

**GTS**



**DISCOVER OUR  
STORES IN SPAIN**



**FREE PLAYING TABLES - TOURNAMENTS  
EVENTS - INTRODUCTORY MATCHES...**



# Artis Opus

**BEAUTIFUL DISPLAY CABINETS  
FOR MINIATURES AND MORE**

Simple, elegant way to display your models and collectables  
Complete with beautiful crisp lighting, straight out of the box  
Wall-hanging or free-standing  
Easily installed on a wall  
Easily-removable magnetic door for ease of access



SCAN HERE  
FOR MORE  
INFORMATION

**OUR KICKSTARTER IS NOW LIVE!**  
PLEASE SCAN THE **QR CODE** (TOP LEFT) TO VISIT


[WWW.ARTIS-OPUS.COM](http://WWW.ARTIS-OPUS.COM)



“BLACK ANGEL” has just landed...

Don't miss this great opportunity  
It will only be available from **November 25** to **December 2!!**

# BLACK ANGEL



**AIRDHANA**  
Figure



**BJORGVIN**  
Figure

MasterClass.  
VOLUME. 01



MasterClass.  
VOLUME. 02



Get this pack now  
for **ONLY - 105€**



GIRALDEZ

Free delivery\*



GIRALDEZ